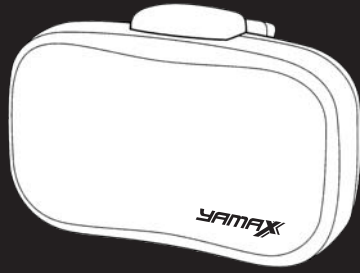




# DIGI-WALKER<sup>®</sup> DW-150



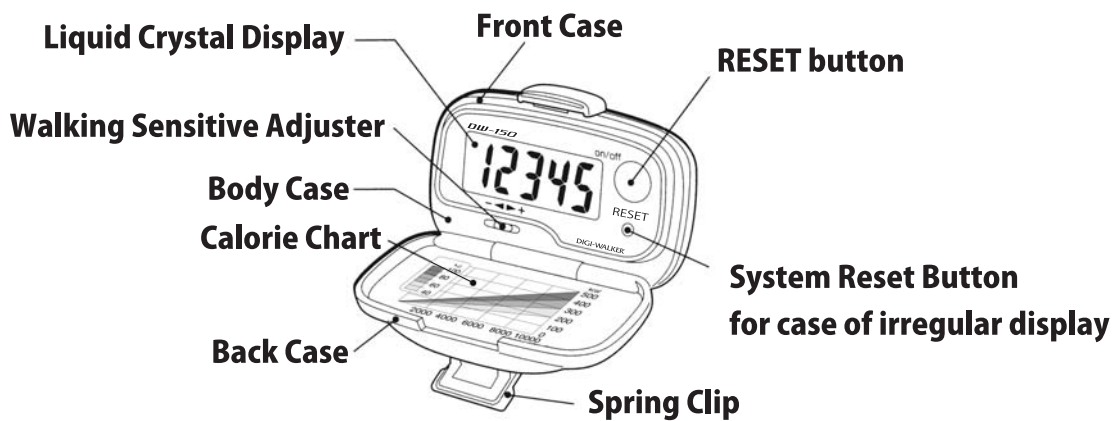
DW-150

Thank you very much for purchasing YAMAX DIGI-WALKER DW-150. Please read this instruction manual carefully and enjoy your walking with DIGI-WALKER DW-150.

## Main Features

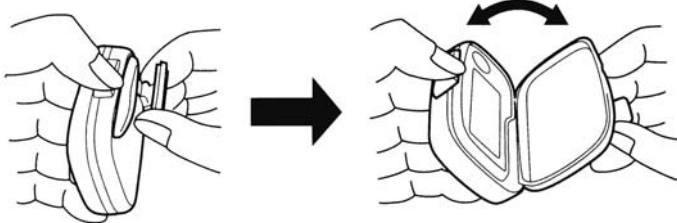
- Wide, easy to read crystal display
- Counts up to 99,999 walking or jogging steps
- Reset to Zero (0) / power ON-OFF by simply pushing RESET button
- Spring Clip help to attach beltless shirts/Sports Pants
- With Walking Sensitive Adjuster for your own walking style

## Name of Component



## How to use

### 1. Open and Close Case



Pinch the Clip with thumb and Forefinger of one hand

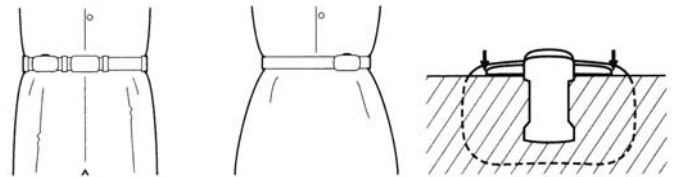
Open the front/body case with the thumb of the other hand from the middle top part of the case

### 2. RESET Button

- To reset zero (0), push RESET button once
- To turn off, keep RESET button push more than 2 seconds

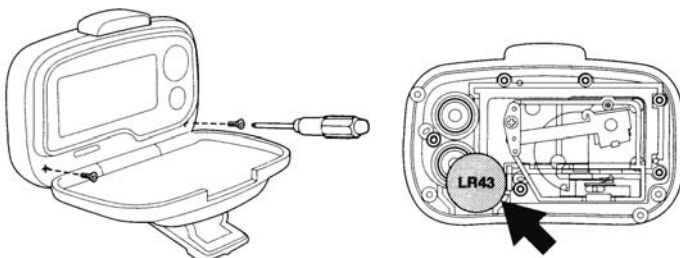
### 3. How to wear

Attach the pedometer firmly to your belt, beltless sports pant / skirt as below.



## How to Replace Battery

- The display will dim as the battery begins to run down. When you notice display is dimming, please replace the battery as soon as possible.
- The battery to be used is LR-43 button type battery.
- To replace the battery, please use driver to release two screws and open case, and then replace new battery. Please make sure the positive (+) a side faces to you.



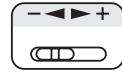
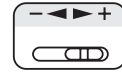
At the time of your purchasing, DW-150 has a factory-installed monitor battery. Please note that this monitor battery is installed for testing purpose of function and performance and its battery life may not be as long as a new regular battery. (LR-43 lifetime is approx 2 years)

## How to Use Sensitive Adjuster

DW-150 is adjusted to measure 100 steps per minute for normal walking on ground level. When walking 500 steps on level ground and find the display shows over  $\pm 5\%$  difference, you need to adjust this sensitive switch.

If the displayed number of steps is less, please set + direction.

If the displayed number of steps is excessive, please set - direction.



## Cautionary Remarks

- If you shake DW-150 up and down by holding it vertically, you will hear the click sound. This is the sound of the pendulum swinging up and down, indicating that the pedometer is functioning properly.
- The pedometer is intended for use on the flat ground. It automatically counts steps based on the impact and acceleration of step count is adjusted within  $\pm 5\%$ .
- It basically counts normal walking or light jogging steps daily. Inaccurate measurement may happen in the following case.

### 1) Irregular Walking

- irregular steps, like when you walk in the crowd
- When you walk within sandals on
- When you walk dragging your feet

### 2) When DW-150 was subjected to sudden vertical motion or vibration, excepting walking and jogging.

- Standing up or down suddenly
- Jumping, strenuous exercise, or sports
- Walking up and down stairs or slopes
- Vibrations in a car, train or buses

## Important Safty tips

- When you are a convalescent, or under rehabilitation, or not having exercises for a long time, you would be recommended to consult your doctor and increase on steps and speed gradually according to your physical condition.
- Please avoid using or storing DW-150 in places where it gets wet or is exposed to direct sunlight, dust, or humidity. Also avoid to use or store near heating appliances. It does not have water-proof construction.
- Please do not drop, hit or give strong impact to DW-150.
- Please do not open the case or clip overly. That may result in breakage.
- The clipping power is a bit tight, and may leave the trace on your belt or clothes.
- Please do not disassemble or tamper with the inner mechanism.
- Please store DW-150 and battery out of reach of your children.
- If you swallow DW-150 unit or battery accidentally, please contact your doctor immediately.

## Products Warranty

- Warranty terms is 1 year from purchasing date.
- Our warranty condition is full coverage except battery, LCD broken and Clip Broken.
- Please contact to retailer with receipt for products warranty.

YAMAX All right reserved.  
YAMASA TOKEI KEIKI CO., LTD.  
1-5-7 Chuo-cho, Meguro-ku  
Tokyo 152-8691 Japan  
<http://www.yamaxx.com>